




CANAIS PARA FIOS E CABOS

CATÁLOGO



Perfilados ... Eletrocalhas ... Leitões para Cabos ... Acessórios de fixação

@rmfindustria

R. Paris, 630 A - Imbiribeira, Recife - PE, 51180-030

Fone / WhatsApp: (81) 3424-6500

www.rmfre Recife.com.br



Perfilados e Acessórios disponíveis para fornecimento:

Acabamentos:

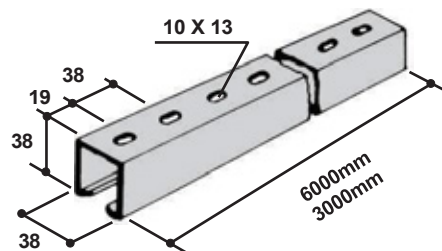
- 1 PZ - Pré-zincado à fogo NBR 7008
- 2 GF - Pós galvanizado à fogo NBR 6323
- 3 PI - Pintura eletrostática à pó
- 4 AL - Alumínio
- 5 AI - Aço Inoxidável AISI 304
- 6 GE - Galvanização Eletrolítica
- 7 BC - Bicromatizado

Chapas

BITOLAS	ESPESSURAS	ACABAMENTOS
=/ 24	0,65mm	1 3 6
=/ 22	0,80mm	1 3 6
=/ 20	0,95mm	1 3 4 5 6
=/ 18	1,25mm	1 2 3 4 5 6
=/ 16	1,55mm	1 2 3 4 5 6
=/ 14	1,95mm	1 2 3 4 5 6
=/ 12	2,10mm	2 3 6

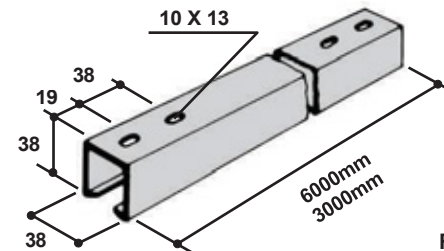
PERFILADOS E TAMPAS

PERFILADO PERFURADO 38 X 38mm



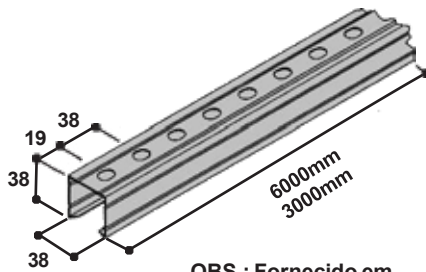
Ref. RM 10.2

PERFILADO LISO COM 2 FUROS 38 X 38mm



Ref. RM 10.3

PERFILADO REFORÇADO



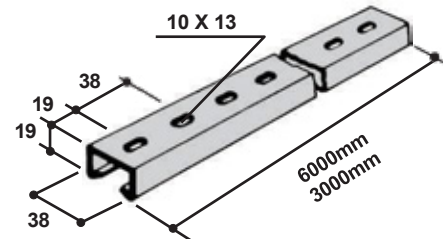
LISO
38X38
19X38

PERFURADO
38X38
19X38

OBS.: Fornecido em chapas #22 / #24

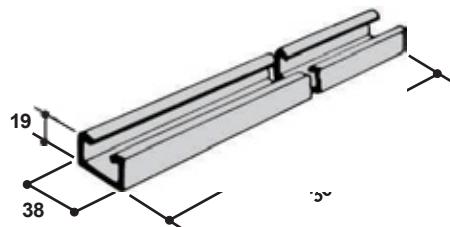
Ref. RM 10.4

PERFILADO PERFURADO 19 X 38mm



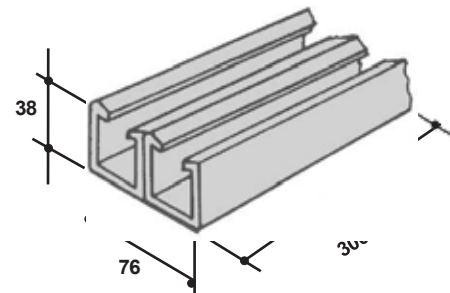
Ref. RM 10.5

PERFILADO LISO COM 2 FUROS 19 X 38mm



Ref. RM 10.6

PERFILADO CONJUGADO LISO / PERFURADO

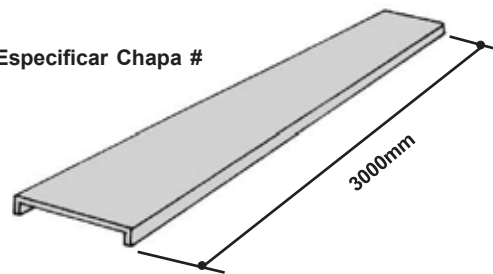


OBS.: Especificar Acessórios

Ref. RM 10.7

TAMPA DE ENCAIXE PARA PERFILADOS

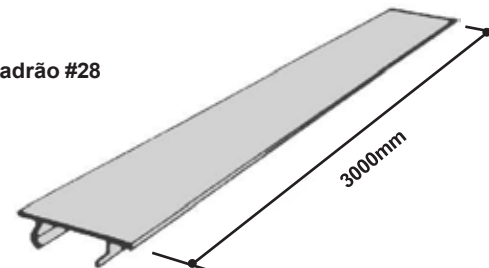
OBS.: Especificar Chapa #



Ref. RM 10.8

TAMPA DE PRESSÃO PARA PERFILADOS

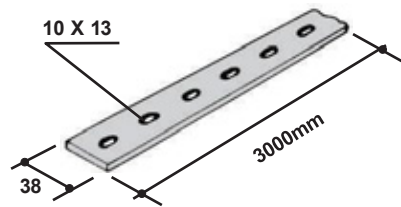
OBS.: Padrão #28



Ref. RM 10.9

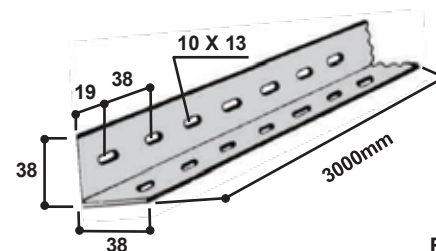


FITA PERFURADA



Ref. RM 10.10

CANTONEIRA PERFURADA

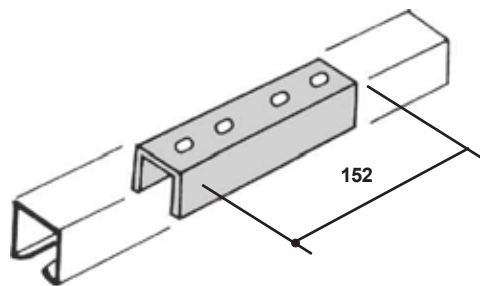


Ref. RM 10.11

ACESSÓRIOS DE MOTAGENS E FIXAÇÃO DE PERFILADOS

ACABAMENTOS: 1 2 3 5 6 7

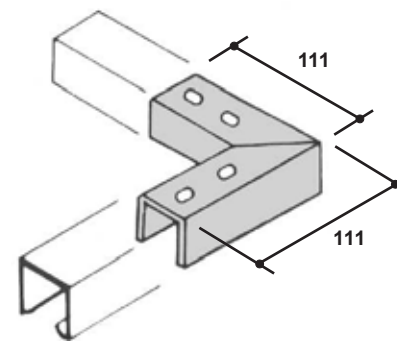
JUNÇÃO RÁPIDA "I"



OBS.: Parafusos, porcas e arruelas consultar pag.

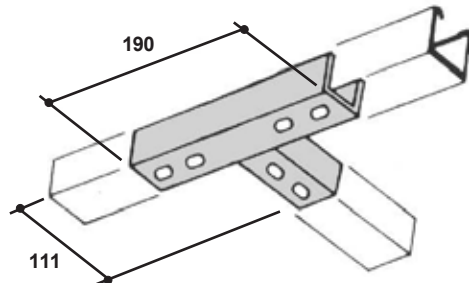
Ref. RM 10.12

JUNÇÃO RÁPIDA "L"



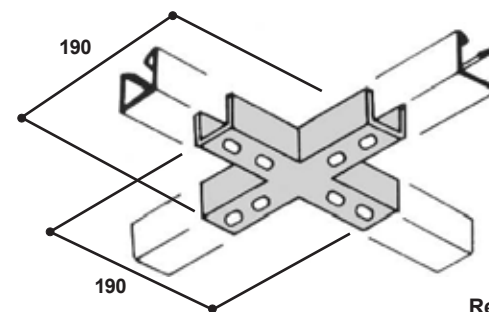
Ref. RM 10.13

JUNÇÃO RÁPIDA "T"



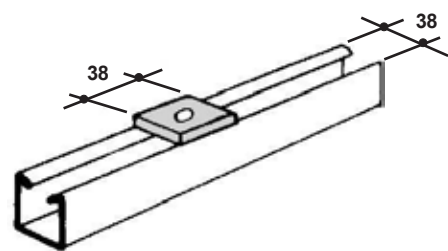
Ref. RM 10.14

JUNÇÃO RÁPIDA "X"



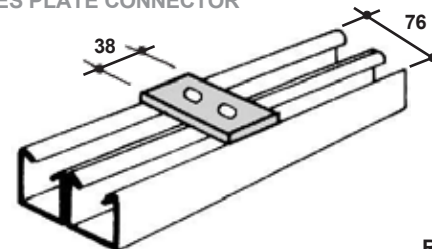
Ref. RM 10.15

TALA COM 1 FURO



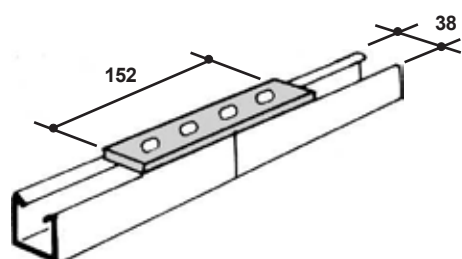
Ref. RM 10.16

TALA COM 2 FUROS
TWO HOLES PLATE CONNECTOR



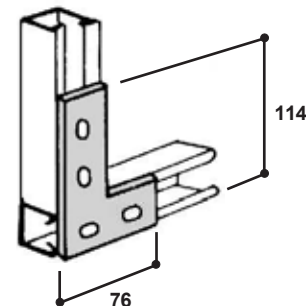
Ref. RM 10.17

TALA COM 4 FUROS



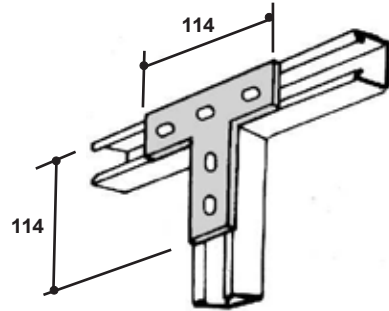
Ref. RM 10.18

TALA "L" RETA



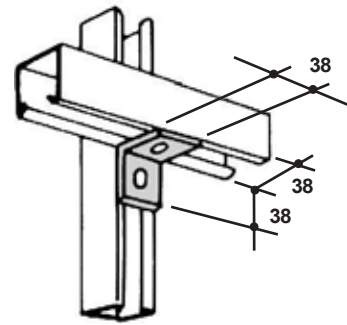
Ref. RM 10.19

TALA "T" RETA



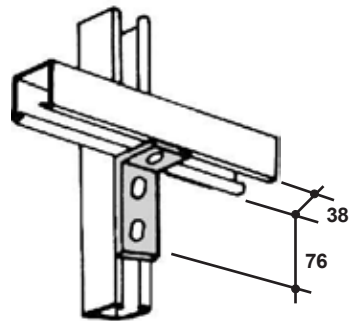
Ref. RM 10.20

CANTONEIRA COM 2 FUROS



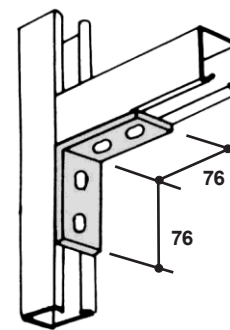
Ref. RM 10.21

CANTONEIRA COM 3 FUROS



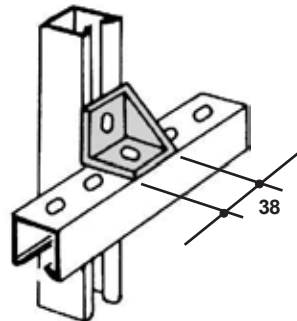
Ref. RM 10.22

CANTONEIRA COM 4 FUROS



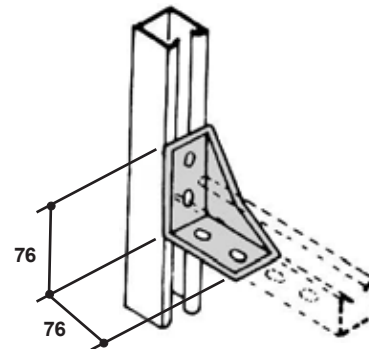
Ref. RM 10.23

CANTONEIRA REFORÇADA COM 2 FUROS



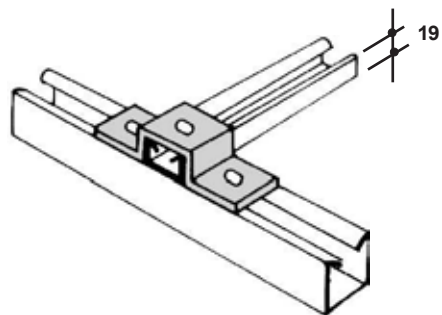
Ref. RM 10.24

CANTONEIRA REFORÇADA COM 4 FUROS



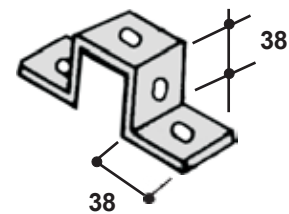
Ref. RM 10.25

CANTONEIRA "ZZ" BAIXA



Ref. RM 10.26

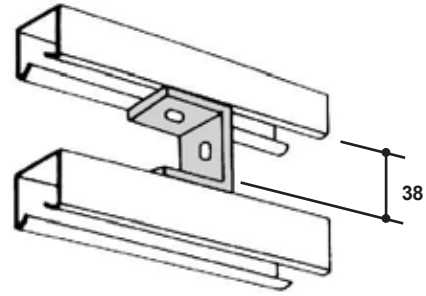
CANTONEIRA "ZZ"



Ref. RM 10.27

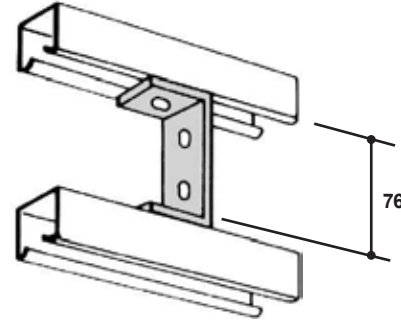


DISTANCIADOR "U" SIMPLES



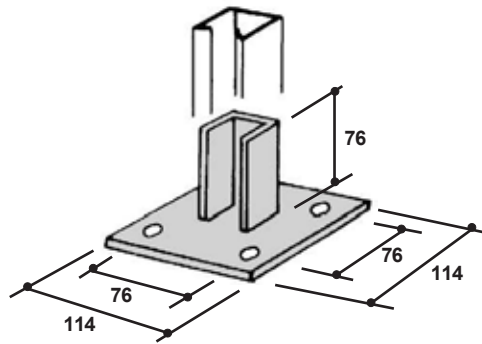
Ref. RM 10.28

DISTANCIADOR "U" DUPLO



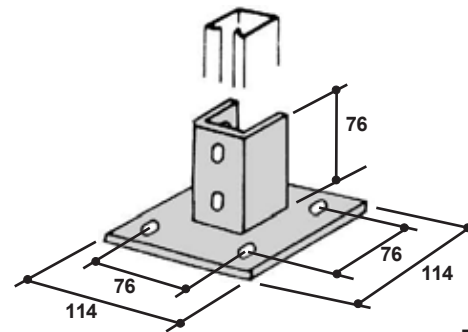
Ref. RM 10.29

SAPATA RÁPIDA DE 4 FUROS



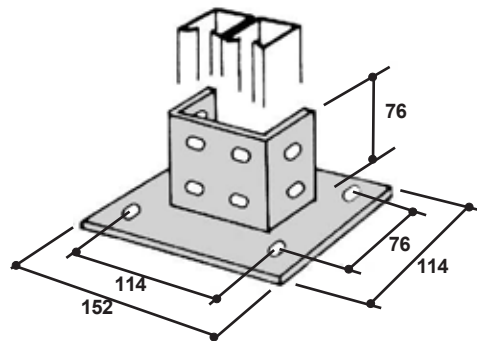
Ref. RM 10.30

SAPATA EXTERNA SIMPLES



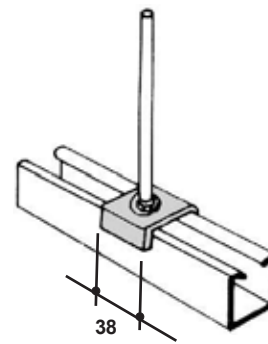
Ref. RM 10.31

SAPATA EXTERNA DUPLA



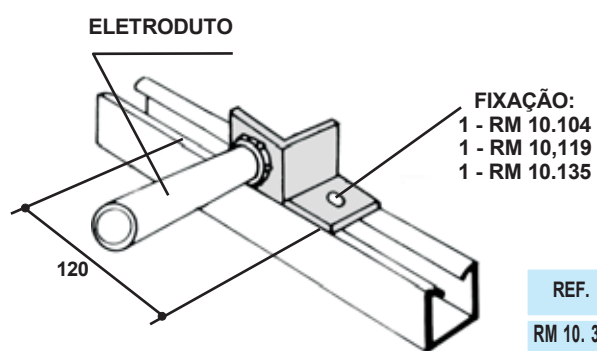
Ref. RM 10.32

ARRUELA ADAPTADORA



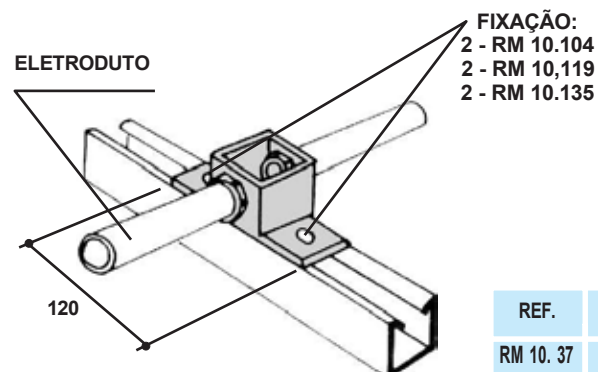
Ref. RM 10.33

SÁIDA LATERAL



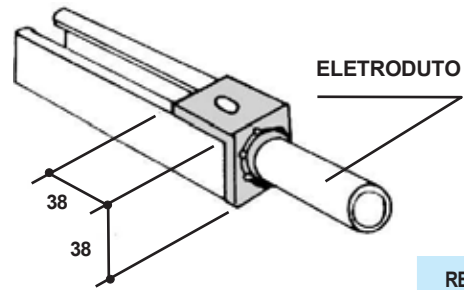
REF.	Ø
RM 10.34	1/2"
RM 10.35	3/4"
RM 10.36	1"

SÁIDA DUPLA LATERAL



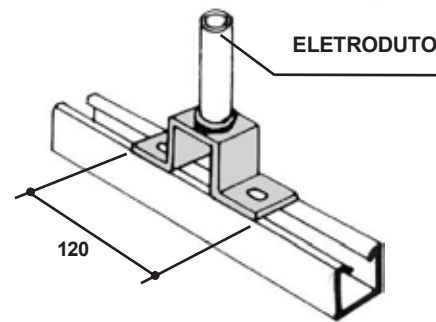
REF.	Ø
RM 10.37	1/2"
RM 10.38	3/4"
RM 10.39	1"

SAÍDA FINAL



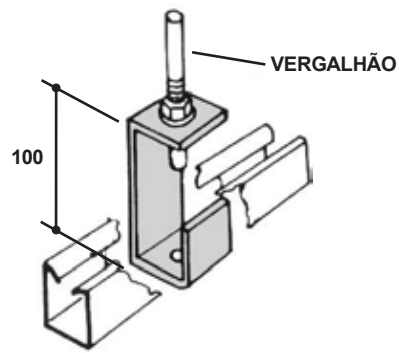
REF.	Ø
RM 10. 40	1/2"
RM 10. 41	3/4"
RM 10. 42	1"

SAÍDA SUPERIOR



REF.	Ø
RM 10. 43	1/2"
RM 10. 44	3/4"
RM 10. 45	1"

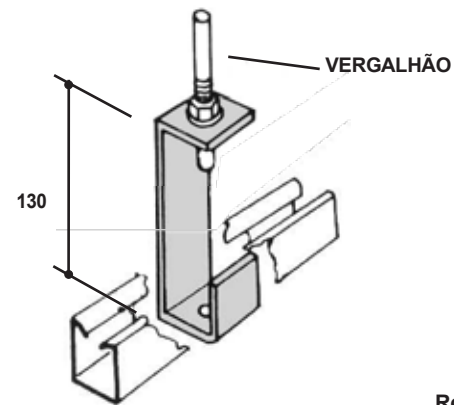
GANCHO CURTO PARA PERFILADO



Ø
1/4"
5/16"
3/8"

Ref. RM 10.46

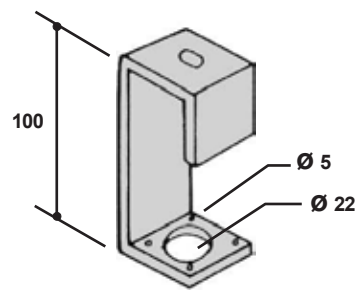
GANCHO LONGO PARA PERFILADO



Ø
1/4"
5/16"
3/8"

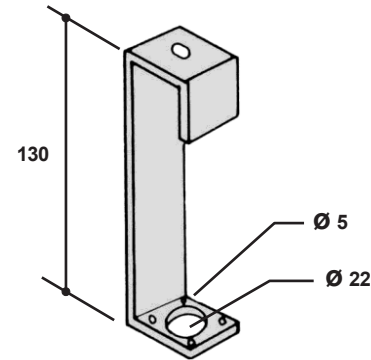
Ref. RM 10.47

GANCHO CURTO PARA LUMINÁRIA



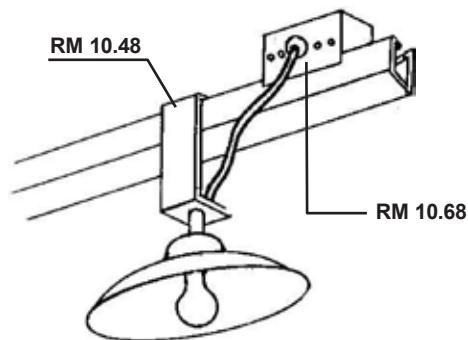
Ref. RM 10.48

GANCHO LONGO PARA LUMINÁRIA

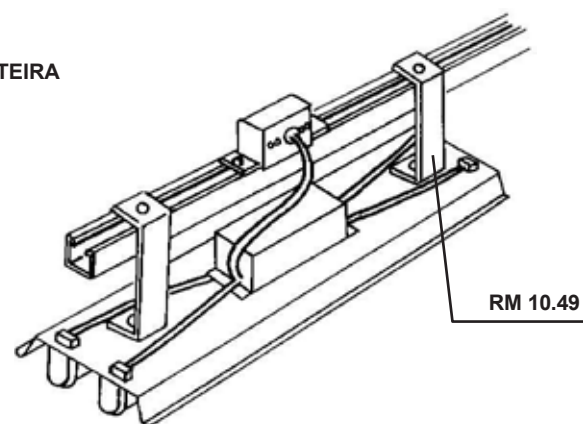


Ref. RM 10.49

DEMONSTRATIVO DE MONTAGEM

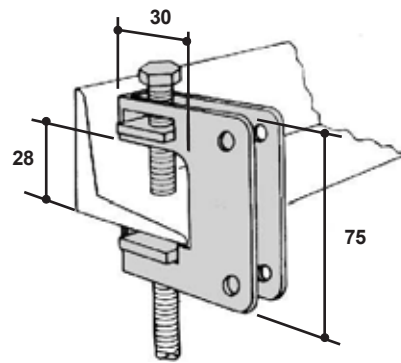


NOTA: UTILIZAR SOQUETEIRA COM ROSCA 1/2" GÁS



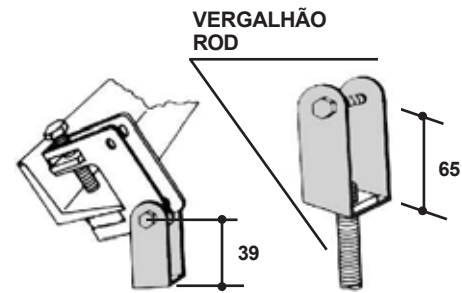


GRAMPO "C" \varnothing 3/8"



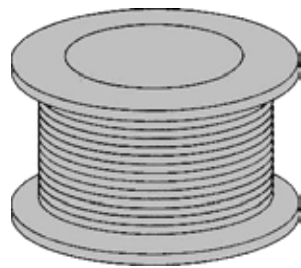
Ref. RM 10.50

BALANCIM PARA GRAMPO "C"



Ref. RM 10.51

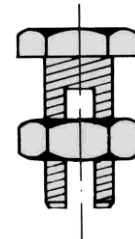
CABO DE AÇO



\varnothing
1/8"
3/8"
5/16"

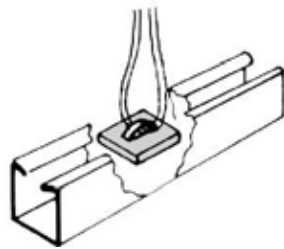
Ref. RM 10.52

CONECTOR DE PRESSÃO PARA CABO DE AÇO \varnothing 1/8"



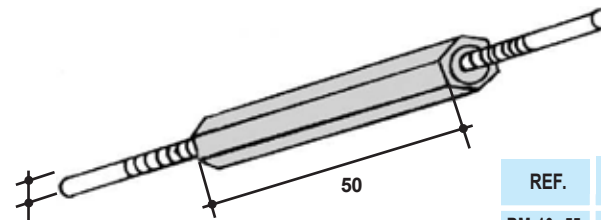
Ref. RM 10.53

SUSPENSOR PARA CABO DE AÇO \varnothing 1/8"



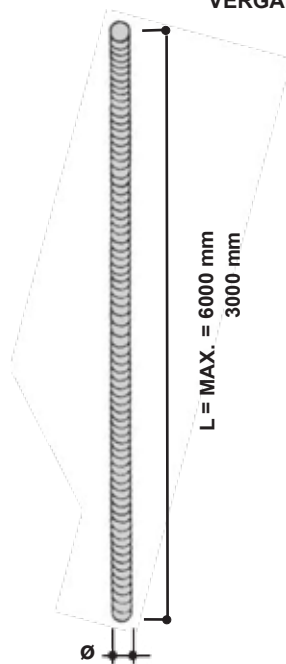
Ref. RM 10.54

PROLONGADOR PARA VERGALHÃO



REF.	\varnothing
RM 10.55	1/4"
RM 10.56	3/16"
RM 10.57	3/8"
RM 10.58	5/16"

VERGALHÃO COM ROSCA

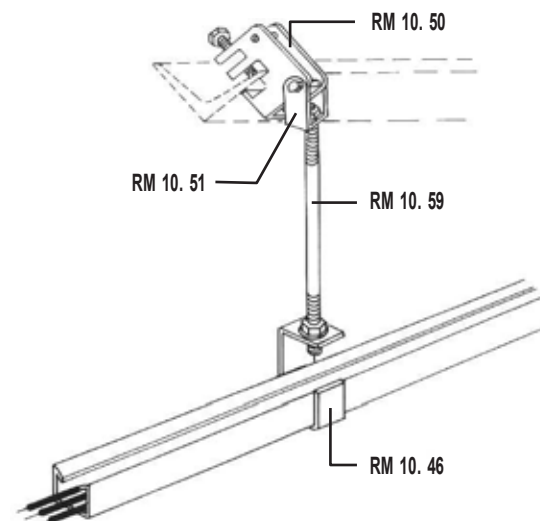


ESPECIFICAR JUNTO À REFERÊNCIA \varnothing E O COMPRIMENTO "L"

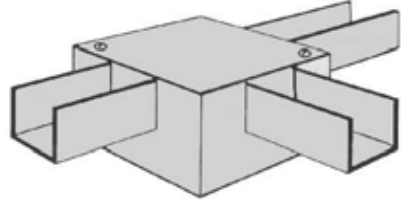
REF.	\varnothing
RM 10.59	1/4"
RM 10.60	3/8"
RM 10.61	3/16"
RM 10.62	5/16"

ACABAMENTOS: 2 5 6 7

DEMONSTRATIVO DE MONTAGEM

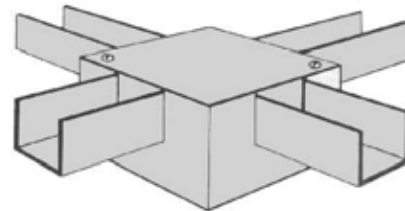


CAIXA DE DERIVAÇÃO "T"



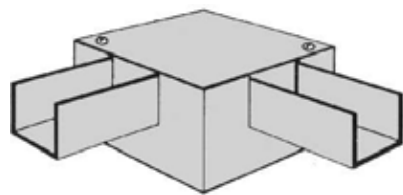
Ref. RM 10.63

CAIXA DE DERIVAÇÃO "X"



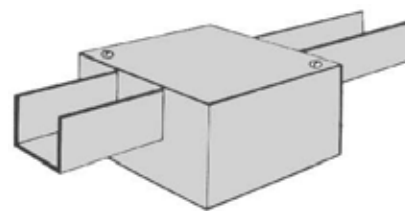
Ref. RM 10.64

CAIXA DE DERIVAÇÃO "L"



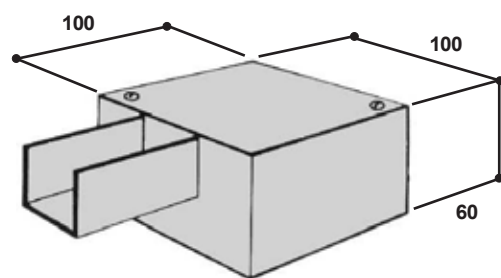
Ref. RM 10.65

CAIXA DE DERIVAÇÃO "C"



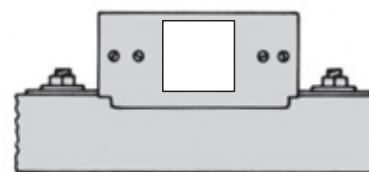
Ref. RM 10.66

CAIXA DE DERIVAÇÃO "I"



Ref. RM 10.67

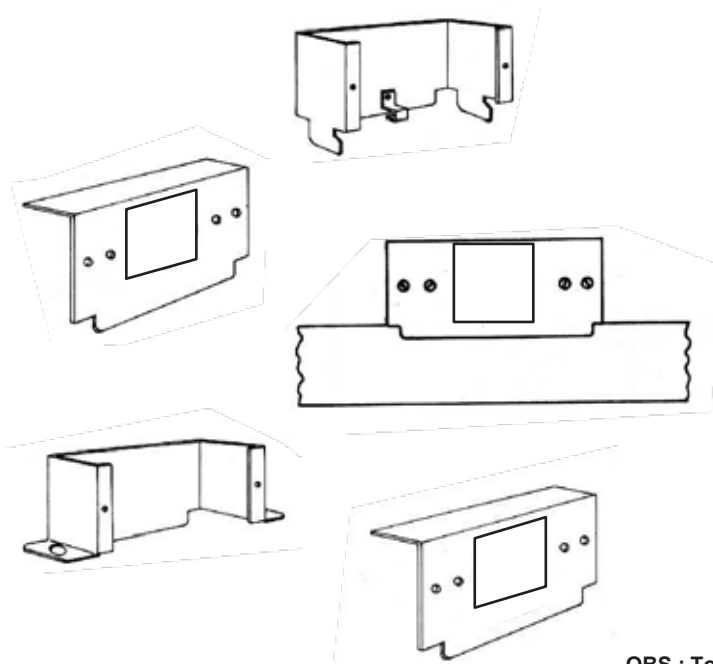
CAIXA PARA TOMADA EM PERFILADO



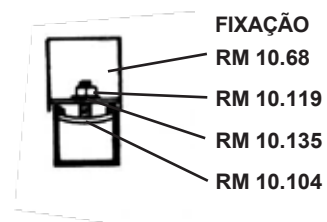
Tomada não Incluída

Ref. RM 10.68

TOMADAS PARA CAIXAS



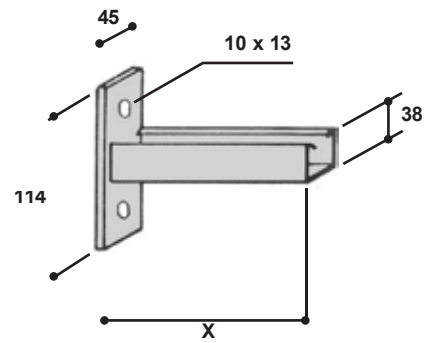
REFERÊNCIA	DESCRIÇÃO	CARACTERÍSTICA
RM 10.69	MONOFÁSICA UNIVERSAL	2P. 10A. 250V
RM 10.70	MONOFÁSICA POLARIZADA	2P. + T. 15A. 125V
RM 10.71	TRIFÁSICA UNIVERSAL	3P. 20A. 125/250V



OBS.: Tomadas não inclusas NR.10

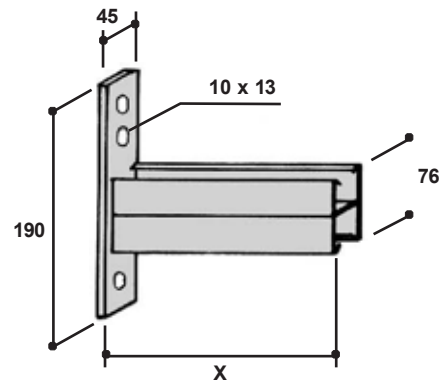


MÃO FRANCESA SIMPLES



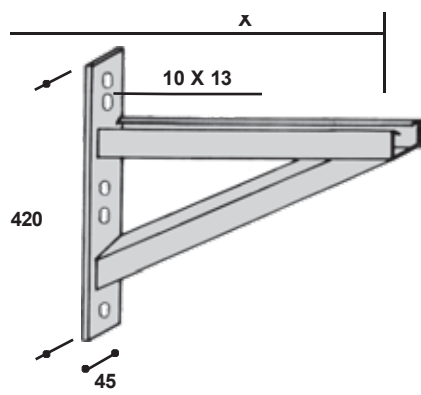
DESCRIÇÃO	
REF.	X
RM 10.72	100
RM 10.73	200
RM 10.74	300
RM 10.75	400
RM 10.76	500
RM 10.77	600

MÃO FRANCESA DUPLA



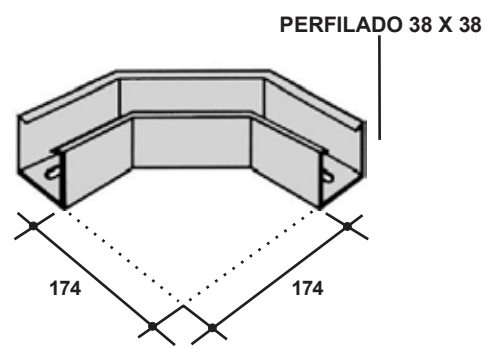
DESCRIÇÃO	
REF.	X
RM 10.78	100
RM 10.79	200
RM 10.80	300
RM 10.81	400
RM 10.82	500
RM 10.83	600
RM 10.84	700
RM 10.85	800
RM 10.86	900

MÃO FRANCESA REFORÇADA



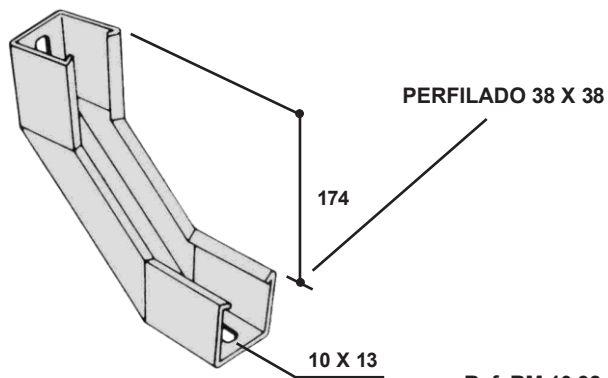
DESCRIÇÃO	
REF.	X
RM 10.87	200
RM 10.88	300
RM 10.89	400
RM 10.90	500
RM 10.91	600
RM 10.92	700
RM 10.93	800
RM 10.94	900
RM 10.95	1150
RM 10.96	1650

CURVA HORIZONTAL 90° PARA PERFILADO



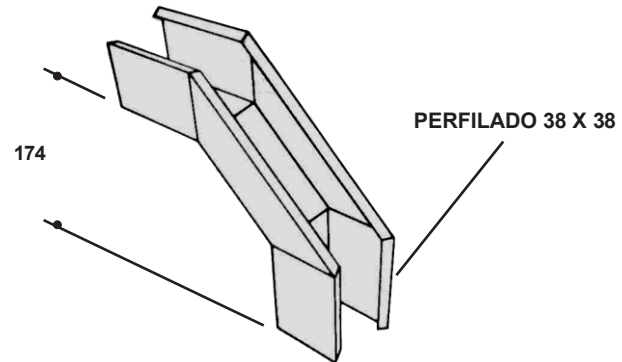
Ref. RM 10.97

CURVA VERTICAL INTERNA PARA PERFILADO



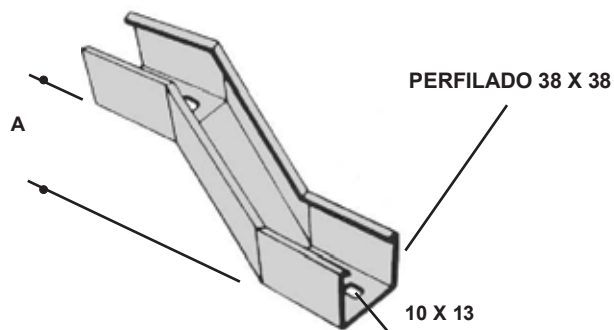
Ref. RM 10.98

CURVA VERTICAL EXTERNA PARA PERFILADO



Ref. RM 10.99

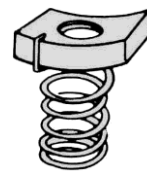
DESNIVEL PARA PERFILADO



Ref. RM 10.100


**PARAFUSOS, PORCAS, ARRUELAS, E CHUMBADORES
ACABAMENTOS: 2 5 6 7**

PORCA LOSANGULAR COM MOLA



ROSCA	
REF.	Ø
RM 10.101	1/4"
RM 10.102	5/16"
RM 10.103	3/8"

PORCA LOSANGULAR COM PINO ROSQUEADO



ROSCA	
REF.	Ø
RM 10. 104	1/4"
RM 10. 105	3/8"
RM 10. 106	5/16"

PORCA LOSANGULAR SEM PINO



REF.	Ø
RM 10. 107	1/4"
RM 10. 108	3/8"
RM 10. 109	5/16"

PARAFUSO CABEÇA SEXTAVADA ROSCA SOBERBA

REF.	Ø	COMPRIMENTO
RM 10. 110	1/4"	1"
	1/4"	3/4"
RM 10. 111	5/16"	2"
	3/8"	2"
	3/8"	1/2"

S-8 / S-10
S-12

BUCHA DE NYLON



TIPO
S.6
S.8
S.10
S.12

Ref. RM 10.112

PARAFUSO CABEÇA LENTILHA

REF.	Ø	COMPRIMENTO
*RM 10. 113	1/4"	1/2"
RM 10. 114	1/4"	5/8"
RM 10. 115	1/4"	3/4"
*RM 10. 116	5/16"	1/2"
RM 10. 117	5/16"	3/4"
RM 10. 118	3/8"	3/4"

Eletrocalhas
Leitos e Perfilados

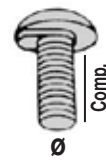
*FORNECIMENTO PADRÃO

PORCA SEXTAVADA



ROSCA	
REF.	Ø
RM 10. 119	1/4"
RM 10. 120	5/16"
RM 10. 121	3/8"
RM 10. 122	1/2"
RM 10. 123	5/8"

PARAFUSO CABEÇA LENTILHA AUTO TRAVANTE



REF.	Ø	COMPRIMENTO
*RM 10. 124	1/4"	1/2"
RM 10. 125	1/4"	5/8"
RM 10. 126	1/4"	3/4"
*RM 10. 127	5/16"	1/2"
RM 10. 128	5/16"	3/4"
RM 10. 129	3/8"	3/4"

Eletrocalhas
Leitos e Perfilados

*FORNECIMENTO PADRÃO

ARRUELA DE PRESSÃO



DIAMETRO NOMINAL INTERNO

REF.	Ø
RM 10. 130	1/4"
RM 10. 131	5/16"
RM 10. 132	3/8"
RM 10. 133	1/2"
RM 10. 134	5/8"

ARRUELA LISA



DIAMETRO NOMINAL INTERNO

REF.	Ø
RM 10. 135	1/4"
RM 10. 136	5/16"
RM 10. 137	3/8"
RM 10. 138	1/2"
RM 10. 139	5/8"

CHUMBADOR CONE E JAQUETA

DIAMETRO NOMINAL INTERNO

REF.	Ø
RM 10. 140	1/4"
RM 10. 141	5/16"
RM 10. 142	3/8"
RM 10. 143	1/2"
RM 10. 144	5/8"

CHUMBADOR UR

DIAMETRO NOMINAL INTERNO

REF.	Ø
RM 10. 145	1/4"
RM 10. 146	5/16"
RM 10. 147	3/8"
RM 10. 148	1/2"
RM 10. 149	5/8"

CHUMBADOR CBA c/ PARAFUSO PRISIONEIRO

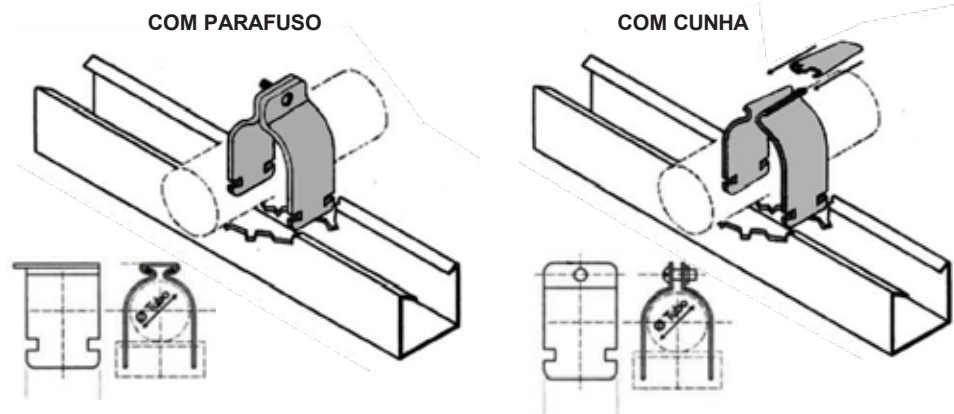
DIAMETRO NOMINAL INTERNO

REF.	Ø
RM 10. 150	1/4"
RM 10. 151	5/16"
RM 10. 152	3/8"
RM 10. 153	1/2"
RM 10. 154	5/8"

BRAÇADEIRAS

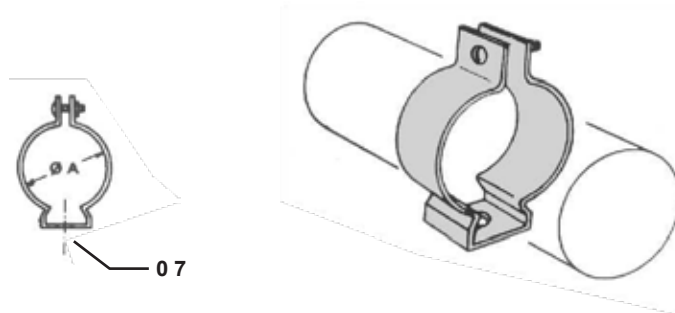
ACABAMENTOS: 1 2 3 5 6 7

BRAÇADEIRA "U" PERFILADO



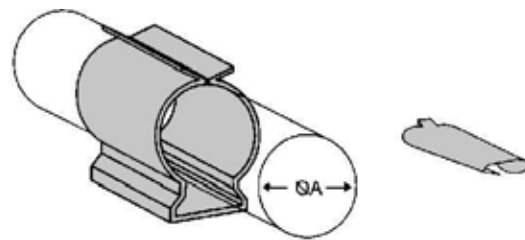
REF.	Ø NOM.	Ø A	PARAFUSO RECOMENDADO
RM 10.155	3/8"	17,5	1/4" X 3/4"
RM 10.156	1/2"	22	1/4" X 3/4"
RM 10.157	3/4"	27,5	1/4" X 3/4"
RM 10.158	1"	34	1/4" X 3/4"
RM 10.159	1 1/4"	43	1/4" X 3/4"
RM 10.160	1 1/2"	49	1/4" X 3/4"
RM 10.161	2"	61	1/4" X 3/4"
RM 10.162	2 1/2"	75	1/4" X 1"
RM 10.163	3"	90	1/4" X 1"
RM 10.164	3 1/2"	102	1/4" X 1"
RM 10.165	4"	114	1/4" X 1"

BRAÇADEIRA "D"



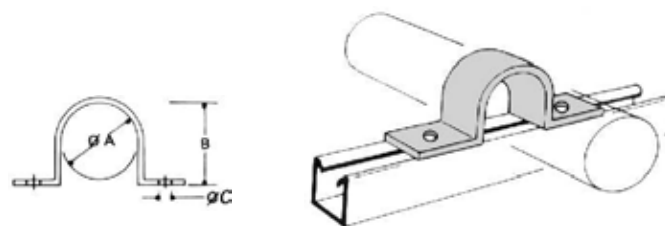
REF.	Ø NOM.	Ø A	PARAFUSO RECOMENDADO
RM 10.166	3/8"	17,5	1/4" X 3/4"
RM 10.167	1/2"	22	1/4" X 3/4"
RM 10.168	3/4"	27,5	1/4" X 3/4"
RM 10.169	1"	34	1/4" X 3/4"
RM 10.170	1 1/4"	43	1/4" X 3/4"
RM 10.171	1 1/2"	49	1/4" X 3/4"
RM 10.172	2"	61	1/4" X 3/4"
RM 10.173	2 1/2"	75	1/4" X 1"
RM 10.174	3"	90	1/4" X 1"
RM 10.175	3 1/2"	102	1/4" X 1"
RM 10.176	4"	114	1/4" X 1"

BRAÇADEIRA "D" COM CUNHA




REF.	Ø NOM.	Ø A
RM 10.177	1/2"	22
RM 10.178	3/4"	27
RM 10.179	1"	33
RM 10.180	1 1/4"	43
RM 10.181	1 1/2"	48
RM 10.182	2"	60
RM 10.183	2 1/2"	73
RM 10.184	3"	89
RM 10.185	3 1/2"	102
RM 10.186	4"	114

BRAÇADEIRA SIMPLES



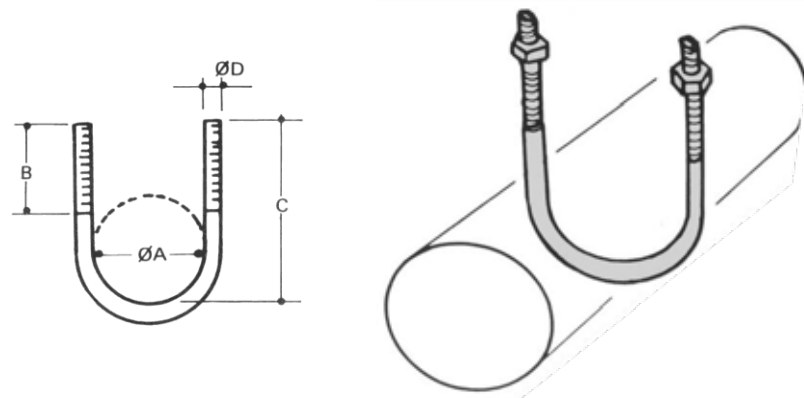
REF.	Ø NOM.	Ø A	B	Ø C
RM 10.187	1/2"	24	22	7
RM 10.188	3/4"	29	27	7
RM 10.189	1"	35	33	7
RM 10.190	1 1/4"	44	42	7
RM 10.191	1 1/2"	51	49	7
RM 10.192	2"	62	59	11
RM 10.193	2 1/2"	75	72	11
RM 10.194	3"	91	88	11
RM 10.195	3 1/2"	104	100	11
RM 10.196	4"	117	113	11

BRAÇADEIRA UNHA



REF.	Ø NOM.	Ø A	B	Ø C
RM 10. 197	3/8"	7,5	16	9
RM 10. 198	1/2"	22	20,5	9
RM 10. 199	3/4"	27,5	26	9
RM 10. 200	1"	34	32,5	11
RM 10. 201	1 1/4"	43	41,5	11
RM 10. 202	1 1/2"	49	47,5	11
RM 10. 203	2"	61	59	11
RM 10. 204	2 1/2"	74	72	11
RM 10. 205	3"	90	88	11
RM 10. 206	3 1/2"	102	100	14
RM 10. 207	4"	114	112	14

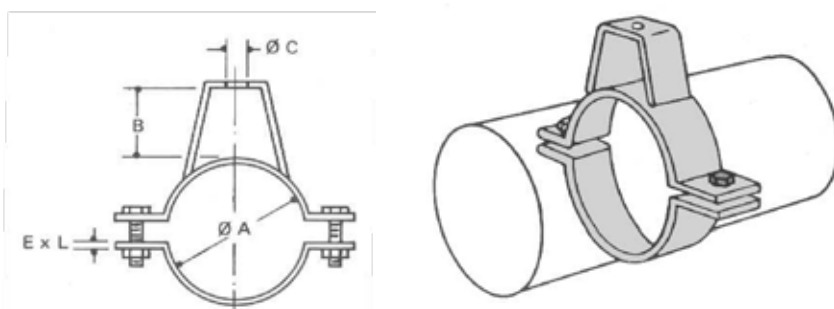
BRAÇADEIRA "U" DE VERGALHÃO



REF.	Ø NOM.	Ø A	B	C	Ø D
RM 10. 208	3/8"	19	47	60	1/4"
RM 10. 209	1/2"	24	47	70	5/16"
RM 10. 210	3/4"	29	47	80	5/16"
RM 10. 211	1"	35	47	85	5/16"
RM 10. 212	1 1/4"	44	47	90	5/16"
RM 10. 213	1 1/2"	51	47	98	5/16"
RM 10. 214	2"	62	55	120	3/8"
RM 10. 215	2 1/2"	75	55	130	3/8"
RM 10. 216	3"	91	55	145	3/8"
RM 10. 217	3 1/2"	104	55	160	3/8"
RM 10. 218	4"	117	55	180	3/8"
RM 10. 219	5"	143	105	240	1/2"
RM 10. 220	6"	172	110	270	5/8"
RM 10. 221	8"	223	110	320	5/8"
RM 10. 222	10"	277	115	377	3/4"
RM 10. 223	12"	328	120	430	7/8"

OBS.: INCLUSOS PORCAS E ARRUELAS

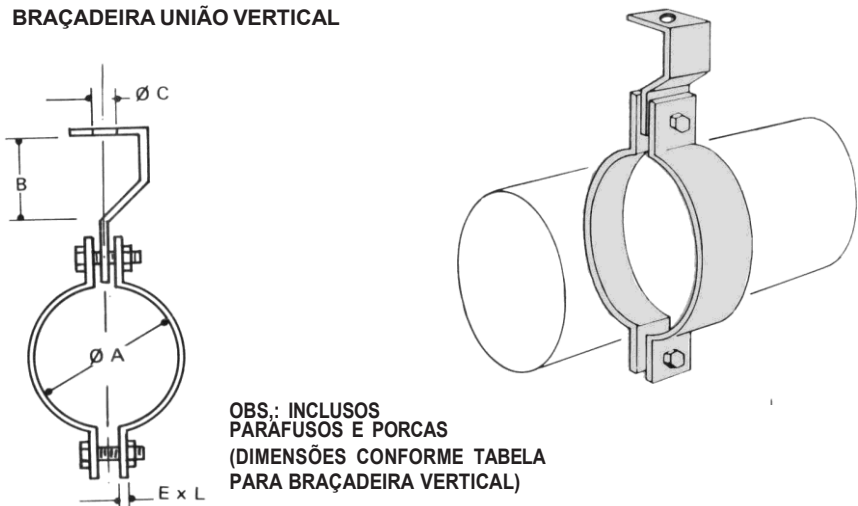
BRAÇADEIRA UNIÃO HORIZONTAL



REF.	Ø NOM.	Ø A	B	Ø C	E X L (POL X MM)
RM 10. 224	1/2"	24	25	11	3/16" X 32
RM 10. 225	3/4"	29	25	11	3/16" X 32
RM 10. 226	1"	35	25	11	3/16" X 32
RM 10. 227	1 1/4"	44	25	11	3/16" X 32
RM 10. 228	1 1/2"	51	25	11	3/16" X 32
RM 10. 229	2"	62	45	11	3/16" X 32
RM 10. 230	2 1/2"	75	45	14	1/4" X 38
RM 10. 231	3"	91	45	14	1/4" X 38
RM 10. 232	3 1/2"	104	50	14	1/4" X 38
RM 10. 233	4"	117	50	17	1/4" X 38
RM 10. 234	5"	143	55	17	1/4" X 50
RM 10. 235	6"	172	55	21	1/4" X 50
RM 10. 236	8"	223	60	21	3/8" X 50
RM 10. 237	10"	277	60	24	1/2" X 50
RM 10. 238	12"	328	75	24	1/2" X 50

OBS.: INCLUSOS PARAFUSOS E PORCAS (DIMENSÕES CONFORME TABELA PARA BRAÇADEIRA VERTICAL)

BRAÇADEIRA UNIÃO VERTICAL

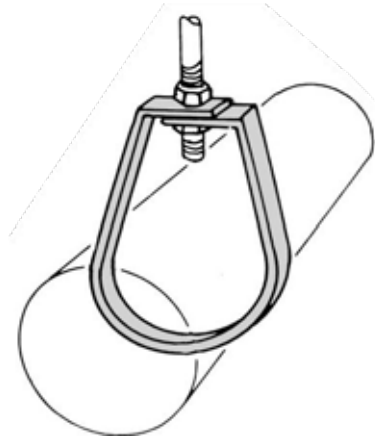
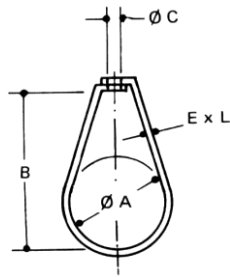


REF.	Ø NOM.	Ø A	B	Ø C	E X L (POL X MM)
RM 10. 239	1/2"	24	38	11	3/16" X 32
RM 10. 240	3/4"	29	38	11	3/16" X 32
RM 10. 241	1"	35	38	11	3/16" X 32
RM 10. 242	1 1/4"	44	38	11	3/16" X 32
RM 10. 243	1 1/2"	51	38	11	3/16" X 32
RM 10. 244	2"	62	38	11	3/16" X 32
RM 10. 245	2 1/2"	75	38	14	1/4" X 38
RM 10. 246	3"	91	38	14	1/4" X 38
RM 10. 247	3 1/2"	104	38	14	1/4" X 38
RM 10. 248	4"	117	50	17	1/4" X 38
RM 10. 249	5"	143	50	17	1/4" X 50
RM 10. 250	6"	172	50	21	1/4" X 50
RM 10. 251	8"	223	70	21	3/8" X 50
RM 10. 252	10"	277	70	24	1/2" X 50
RM 10. 253	12"	328	70	24	1/2" X 50

OBS.: INCLUSOS PARAFUSOS E PORCAS (DIMENSÕES CONFORME TABELA PARA BRAÇADEIRA VERTICAL)



BRAÇADEIRA ECONÔMICA TIPO GOTA



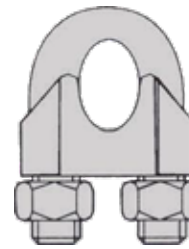
REF.	Ø NOM.	Ø A	B	Ø C	E X L (= MSG X MM)
RM 10. 254	1/2"	22	53	11	18 X 24
RM 10. 255	3/4"	27,5	56	11	18 X 24
RM 10. 256	1"	34	67	11	18 X 24
RM 10. 257	1 1/4"	43	76	11	16 X 24
RM 10. 258	1 1/2"	49	87	11	16 X 24
RM 10. 259	2"	61	105	11	16 X 24
RM 10. 260	2 1/2"	74	114	14	16 X 32
RM 10. 261	3"	90	127	14	14 X 32
RM 10. 262	3 1/2"	102	141	14	14 X 32
RM 10. 263	4"	114	153	14	14 X 32
RM 10. 264	5"	142	197	14	12 X 32
RM 10. 265	6"	169	229	17	12 X 38
RM 10. 266	8"	220	280	21	

FITA PERFURADA EM ROLO 19x25 e 19x30



Ref. RM 10.267

GRAMPO PARA CABO DE AÇO



Ø
1/8"
3/8"
5/16"

Ref. RM 10.268